

MARCH 2024

FORGE SAFEGUARDING

$$2 + X = 4$$
$$X = 4 - 2$$


$$6 \cdot X = 12$$
$$X = 12 : 6$$
$$X = 2$$
$$16 : 62 = 12$$

$$40 : X = 4$$
$$X = 40 : 4$$
$$X = 10$$
$$16 : 40 : 10$$

WHOLE SCHOOL SAFEGUARDING TRAINING

FORGE SAFEGUARDING

Introduction

 Our online training enables schools to not only meet their compliance responsibilities, but also achieve those set out within best practice guidance. It provides the everyday skills, knowledge and confidence staff need to protect the safety and welfare of children in your care.

Our package includes subject specific training suitable for ALL members of the school community, best practice training to build a strong safeguarding culture in your school as well as Designated Safeguarding Lead training. This comprehensive suite of training is designed to support Designated Safeguarding Leads and senior leaders to keep safeguarding training refreshed within your setting.

Pricing structure

At ForgeSafeguarding, we believe that ongoing training for all members of the school community is the key to ensuring an effective safeguarding culture. One of our core values is that cost should never be a barrier to providing high quality CPD and so we offer an annual flat rate for the whole package of training which can be used as many times and by as many people as necessary.

Our annual fee covers the academic year 2023/24 and if your school signs up now, you will get the rest of 2022/23 academic year for free.

Small School <150 pupils = £299

Medium School 150–850 pupils = £399

Large School >850 pupils = £499

Payment

Payment can be made either by an invoice or purchase order.

Access

You will receive a spreadsheet to complete with the names of all staff you wish to have access to the training.


Each staff member will receive their own membership/login to access the secured Safeguarding area on the ForgeCPD platform.

For further information or to discuss your setting's bespoke requirements contact us on:

Email: safeguarding@forgecpd.com

Telephone: 01709 763907

Whole School Subject Specific and Best Practice Training

 Our two best practice awareness training units Professional Curiosity and Respectful Challenge and Safeguarding Case Recording develop staff professional skills, building a strong safeguarding culture in your school. We also offer the following subject specific training enabling you to keep your staff safeguarding training up to date.

Child on Child Abuse

County Lines and Child Criminal Exploitation

Female Genital Mutilation

Forced Marriage

Prevent Duty

Breast Ironing

Each unit has a short bite sized film overview suitable for staff briefings, giving you the assurance that everyone receives the same consistent, clear messages.

In addition, we provide an interactive digital presentation for a training session including activities, case studies and real life scenarios to deepen staff understanding and strengthen your current practice.

New for September 2023, safeguarding training for all members of the school governing board develops governors' understanding of their roles and responsibilities.

The Safeguarding Governor Training – Making a Difference **Safeguarding training for Governors**

All the units result in a completion certificate to hold on file; each subject specific unit has in-built self assessment providing school leaders with vital evidence of safeguarding training.

Schools can also request an up-to-date whole school safeguarding training report.



SAFEGUARDING CHILDREN AND YOUNG PEOPLE IN EDUCATION
**DESIGNATED SAFEGUARDING
LEAD TRAINING**
UNIT 1.1
THE MANAGEMENT OF SAFEGUARDING
Deborah Whelan | Strategic Safeguarding Lead **FORGESAFEGUARDING**

Designated Safeguarding Lead Training

Our Designated Safeguarding Lead training covers all the usual areas of legislation and guidance, the role of the DSL, partnership working and safer recruitment but also includes areas such as professional dangerousness, respectful challenge and the expectations of Ofsted. The four

units cover; **The Management of Safeguarding, Recognising and Reporting Child Abuse, Referral and Assessment** and **Ofsted Requirements**.

There is a knowledge quiz at the end of sessions 1, 2 and 3 and a final self assessment quiz covering all the course at the end of session 4, resulting in a certificate of achievement.

YOUR TRAINER



Deborah Whelan has been the Strategic Safeguarding Lead for a large Multi Academy Trust in the north England since 2016. She has also been the Education Safeguarding Lead for a Local Authority and is qualified tutor and assessor. Passionate about safeguarding, she has over twenty-two years experience of working in schools and is a

current practicing hands-on safeguarding lead. She understands the day to day safeguarding challenges DSLs and senior leaders face: all her training is informed by the daily lived experience of children.

THE TRAINING

Before you start

If delivering to a group/department/whole school you will need access to a whiteboard with internet connection. If staff are going to complete the self assessment at the end of the training, you will need to ensure that they have access to a device with internet connection. You will also need to download copies of the Scenario and Case Study pdf for staff to work through



PROFESSIONAL CURIOSITY AND RESPECTFUL CHALLENGE TRAINING

Having a professionally curious mind-set allows us to explore and try to understand what is happening for a child or within the family, rather than making assumptions. Respectful challenge is an integral part of our safeguarding work with children and families and can help us in our support for them. This training explores ‘thinking outside the box’ and considers effective ways of practising professional curiosity and respectful challenge when we suspect there is a risk of harm to a child or young person.



Aims of the training

- To explore what professional curiosity and respectful challenge means in safeguarding terms
- To increase awareness of the effective use of professional curiosity in our work with children and its benefits
- To consider ways of using respectful challenge in our safeguarding practice

Who is this course suitable for?

- Teaching staff
- Pastoral staff
- Support staff
- Governors

Materials

- Bite sized overview film
- Transcript of the overview film

- Interactive digital staff training with trainer notes
- Additional pdf of presentation with trainer notes
- Supporting materials including activities, real life scenarios and case studies
- Downloadable personalised certificate of completion

Safeguarding Case Recording Training



The safeguarding record should reflect what is happening for the child at any given time – it is the narrative to the child’s daily lived experience. In this session we will consider how we record effectively and accurately, what information we should record and the data protection implications around the recording system we use.

Aims of the training

- To consider how to record effectively and accurately and what information we should record
- To consider the data protection implications around the recording system we use

Who is this course for?

- Teaching staff
- Pastoral staff
- Support staff

Materials

- Bite sized overview film
- Transcript of the overview film
- Interactive digital staff training with trainer notes
- Additional pdf of staff training with trainer notes
- Supporting materials including activities, real life scenarios and case studies



- Downloadable personalised certificate of completion

Child on Child Abuse Awareness Training

Child on child abuse is when children abuse other children and may involve sexual harassment and sexual violence. This abuse can take many forms and can have a long-term impact on children. This training explains what child on child abuse is, how to recognise it and how we can respond to it in school.



Aims of the training

- To increase awareness of child on child abuse
- To know how to respond to an incident or disclosure of child on child abuse in an education setting
- To know how to record an incident or disclosure of child on child abuse

Who is this course for?

- Teaching staff
- Pastoral staff
- Support staff

- Governors

Materials


- Bite sized overview film
- Transcript of the overview film
- Interactive digital staff training with trainer notes
- Additional pdf of staff training with trainer notes
- Supporting materials including activities, real life scenarios and case studies
- Self assessment quiz
- Downloadable personalised certificate of completion

Assessment

There is a low stakes multiple choice quiz at the end of the presentation with a pass mark of 80%. The answers are marked automatically, so staff will instantly know if they have passed and be able to download a certificate of achievement demonstrating coverage and knowledge. If necessary, the quiz can be retaken again.



County Lines and Child Criminal Exploitation Awareness Training



County Lines is a form of criminal exploitation whose victims are often children under the age of 18.

These children are befriended, then manipulated and exploited into drug dealing, often in areas away from where they live. This training will help you to

recognise, report and respond to concerns which involve county lines and the criminal exploitation of children.

Aims of the training

- To increase awareness of different types of gangs
- To look at how county lines operate
- To explore what Child Criminal Exploitation is
- To know how to respond to concerns

Who is this course for?

- Teaching staff
- Pastoral staff
- Support staff
- Governors
-

Materials

- Bite sized overview film
- Transcript of the overview film
- Interactive digital staff training with trainer notes
- Additional pdf of staff training with trainer notes
- Supporting materials including activities, real life scenarios and case studies
- Self assessment quiz
- Downloadable personalised certificate of completion

Assessment

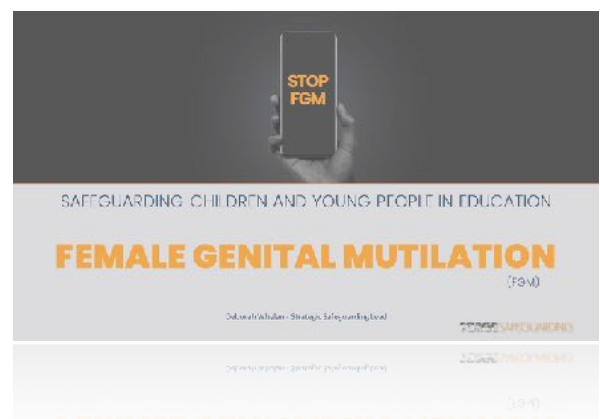
There is a low stakes multiple choice quiz at the end of the presentation with a pass mark of 80%. The answers are marked automatically so staff will instantly know if they have passed and be able to download a certificate of achievement. If necessary, the quiz can be retaken.



Female Genital Mutilation Awareness Training

Female genital mutilation (or 'cutting') is an illegal procedure performed on a girl to alter or injure her genitalia for non-medical reasons.

Each year, UNICEF estimates that around 4 million girls worldwide are at risk of undergoing female genital mutilation. In this presentation we will explore the practice of FGM, the signs and symptoms of FGM and our mandatory reporting duty.



Aims of the training

- To increase awareness of female genital mutilation
- To learn to recognise the warning signs of female genital mutilation
- To know how to respond to concerns about female genital mutilation

Who is this course for?

- Teaching staff
- Pastoral staff
- Support staff
- Governors

Materials

- Bite sized overview film
- Transcript of the overview film
- Interactive digital staff training with trainer notes
- Additional pdf of staff training with trainer notes
- Supporting materials including activities, real life scenarios and case studies
- Self assessment quiz
- Downloadable personalised certificate of completion

Assessment

There is a low stakes multiple choice quiz at the end of the presentation with a pass mark of 80%. The answers are marked automatically so staff will instantly know if they have passed and be able to download a certificate of achievement. If necessary, the quiz can be retaken.

Forced Marriage Awareness Training

A Forced Marriage is one that takes place without the consent of one or both parties, and pressure or abuse is used to force them into the marriage. Forced Marriage is illegal in the UK and can involve different forms of abuse. This training will help you develop or refresh your knowledge of Forced Marriage and how to respond to it.



Aims of the training

- To increase awareness of forced marriage
- To learn to recognise the warning signs
- To know how to respond to concerns

Who is this course for?

- Teaching staff
- Pastoral staff
- Support staff
- Governors

Materials

- Bite sized overview film
- Transcript of the overview film
- Interactive digital staff training with trainer notes
- Additional pdf of staff training with trainer notes
- Supporting materials including activities, real life scenarios and case studies
- Self assessment quiz
- Downloadable personalised certificate of completion

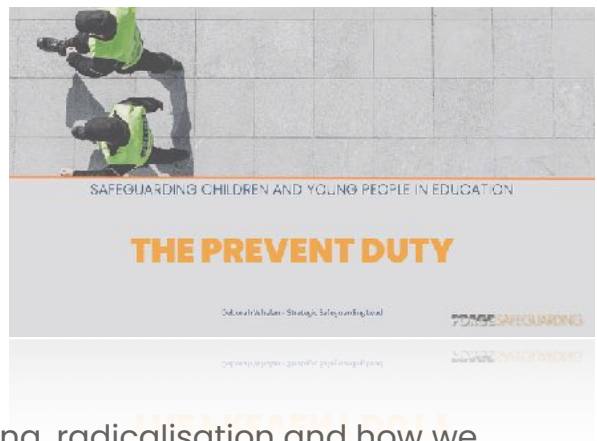
Assessment



There is a low stakes multiple choice quiz at the end of the presentation with a pass mark of 80%. The answers are marked automatically so staff will instantly know if they have passed and be able to download a certificate of achievement. If necessary, the quiz can be retaken.

Prevent Duty Awareness Training

The Prevent Duty is part of our statutory safeguarding duty in school. It's about identifying and supporting those children and young people who may be vulnerable to radicalisation. This session gives you an understanding of the Prevent duty in school, the signs and behaviours that may indicate a child is vulnerable to, or experiencing, radicalisation and how we respond to any concerns.



Aims of the training

- To increase awareness of Prevent Duty
- To learn to recognise the signs of radicalises
- To know how to respond to concerns

Who is this course for?

- Teaching staff
- Pastoral staff
- Support staff
- Governors


Materials

- Bite sized overview film
- Transcript of the overview film
- Interactive digital staff training with trainer notes
- Additional pdf of staff training with trainer notes
- Supporting materials including activities, real life scenarios and case studies
- Self assessment quiz
- Downloadable personalised certificate of completion

Assessment

There is a low stakes multiple choice quiz at the end of the presentation with a pass mark of 80%. The answers are marked automatically so staff will instantly know if they have passed and be able to download a certificate of achievement. If necessary, the quiz can be retaken.

Breast Ironing Awareness Training



Breast ironing or flattening is the practice of using hard or heated objects to reverse the process of breast development by flattening breast tissue. It is illegal in the UK and is child abuse. This session looks at the practice of breast ironing, how to recognise the signs and what action we need to take.

Aims of the training

- To increase awareness of Breast Ironing
- To learn to recognise the warning signs
- To know how to respond to concerns

Who is this course for?

- Teaching staff
- Pastoral staff
- Support staff
- Governors


Materials

- Bite sized overview film
- Transcript of the overview film
- Interactive digital staff training with trainer notes
- Additional pdf of staff training with trainer notes
- Supporting materials including activities, real life scenarios and case studies
- Self assessment quiz
- Downloadable personalised certificate of completion

Assessment

There is a low stakes multiple choice quiz at the end of the presentation with a pass mark of 80%. The answers are marked automatically so staff will instantly know if they have passed and be able to download a certificate of achievement. If necessary, the quiz can be retaken.

Designated Safeguarding Lead Training

 Our Designated Safeguarding Lead training has been designed from the very practical point of view of someone who is still working in the field and is enriched by Deborah's years of experience working with children and their families.

The training is delivered through an interactive presentation with an accompanying audio commentary and additional supporting materials including an Ofsted preparation self assessment tool to help make sure that your safeguarding culture is inspection ready. As you work through the units, you will learn more about professional dangerousness, respectful challenge and the expectations of Ofsted.

Each session lasts between 45 and 60 minutes and should be completed one session at a time before moving onto the next one.



SAFEGUARDING CHILDREN AND YOUNG PEOPLE IN EDUCATION

**DESIGNATED SAFEGUARDING
LEAD TRAINING**

UNIT 1.1
THE MANAGEMENT OF SAFEGUARDING

Deborah Whelan | Strategic Safeguarding Lead

FORGE SAFEGUARDING

Overall Aims

- To understand the role and responsibilities of the Designated Safeguarding Lead in an education setting and to build on current knowledge and experience
- To understand the legislative and good practice requirements for safeguarding children and review what arrangements should be in place to keep children safe
- To understand what to do if a safeguarding concern is raised and how to support staff to recognise signs of abuse and neglect or where a child is at risk of harm
- To have the opportunity to reflect on current practice and make changes to better safeguard children

Designated Safeguarding Lead Content

Introduction

In our short introductory video Deborah explains how she has designed the Designated Safeguarding training to cover more than the requirements of Keeping Children Safe in Education.

Keeping Children Safe in Education.

Session 1 The Management of Safeguarding

This Unit Covers:

- The definition of safeguarding and what the term safeguarding means in an education setting
- Legislation and statutory guidance

- The management and requirements of safeguarding in relation to the role of a Designated Safeguarding Lead
- The role and responsibilities of a Designated Safeguarding Lead and Deputy/Deputies

Session 2 Recognising and Reporting Child Abuse

This unit covers:

- What multi-agency working means in an education setting
- The functions of the Local Safeguarding Children Partnership
- Child Safeguarding Practice Reviews and key themes
- Recognising and responding to different types of child abuse
- The barriers for staff and children in reporting child abuse

Session 3 Referral and Assessment

This unit covers:

- The referral and child assessment process
- Child protection planning
- The role of the DSL in referral and assessment
- Escalation and challenge

Session 4 Ofsted Requirements

The unit covers:

- The Ofsted Education Inspection Framework requirement
- The signs of successful safeguarding arrangements



- What Ofsted are looking for under 'Inspecting Safeguarding in Early Years, Education and Skills' guidance
- Safeguarding supervision and wellbeing

FORGE SAFEGUARDING

Safer Recruitment

Deborah Whelan

Strategic Safeguarding and Attendance Lead

01

01

01

Safer Recruitment Training

Introduction

In line with Keeping Children Safe in Education it's vital that schools create a culture that safeguards and promotes the welfare of children. An integral part of that culture is to ensure robust recruitment procedures are in place that deter and prevent people from securing employment in school who are unsuitable to work with children.

This training considers all aspects of safer recruitment and covers:

- The background to safer recruitment
- Recruitment and selection processes and procedures
- Pre-employment vetting checks
- Single central record
- Dealing with allegations made against staff

Establishing a sound system of recruitment, vetting and vigilance in terms of new and existing staff demonstrates a school's commitment to the safeguarding and protection of the children in our care.

Overall Aims

- To understand the background to Safer Recruitment
- To have an understanding and awareness of offender behaviour
- Identify the key features of staff recruitment that help deter or prevent the appointment of unsuitable people
- Understand the pre-employment vetting checks required for successful candidates
- To help participants begin to review their policies and practices in recruitment with a view to making them safer

For further information or to discuss your setting's bespoke requirements contact us on:

Email: safeguarding@forgecpd.com

Telephone: 01709 763907